


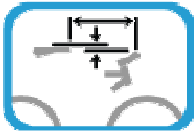
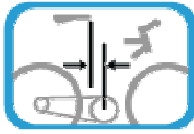
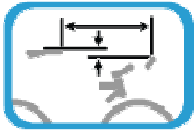





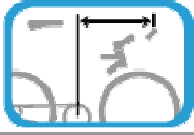
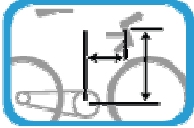
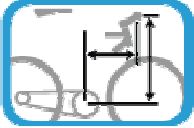
 retül

## Personal Bicycle Setup Report

### Bike and Rider Information

MAKE/MODEL: Scott CR1	STEM: 110 x +6
NAME: Mogens Them Nielsen	SPACER STACK: 20
SIZE: XL	CRANK LENGTH: 175
YEAR: 2008	PEDALS: Look Keo
STYLE: Road	SADDLE: Selle Italia Flite SLR 120g
NOTES:	flow
	BARS: Ritchey evolution WCS

### MEASUREMENTS & ANGLES

KEY	DESCRIPTION	MEASUREMENT	KEY	DESCRIPTION	MEASUREMENT
	<b>Saddle Height</b> BB to center of saddle profile	834 mm		<b>Handlebar Reach</b> tip of saddle horiz to bar top <b>Handlebar Drop</b> cen of saddle profile to bar top - denotes bar below saddle	590 mm -93 mm
	<b>Saddle Setback</b> BB horiz to front tip of saddle - denotes saddle behind BB	-109 mm		<b>Grip Reach</b> tip of saddle horiz to front end of grip <b>Grip Drop</b> cen of saddle to front end of grip, - denotes grip lower	731 mm -45 mm
	<b>Saddle Angle</b> angle of saddle to horizon - denotes nose down	-1 deg		<b>Bar Reach</b> center of bar to back end of grip	56 mm
	<b>Eff. Seat Tube Angle</b> BB to center of saddle profile	72 deg		<b>Grip Width</b> grip center to center	408 mm
	<b>Grip Angle</b> angle to horizon + denotes front end up	34 deg		<b>BB to Grip Reach</b> BB to front end of grip	623 mm
	<b>Frame Stack</b> <b>Frame Reach</b> BB to center of headtube top	601 mm 393 mm		<b>Handlebar Stack</b> <b>Handlebar Reach</b> BB to center of bar	686 mm 481 mm

### SESSION & SITE INFORMATION

<b>NAME:</b> Coach & Bikefit Mobile Lab	<b>ADDRESS:</b> Teglstrup Have 8 st th
<b>OPERATOR:</b> Nicolai Norrid	Helsingør, DK-3000
<b>PHONE:</b> +45 26 30 30 65	Denmark
<b>DATE/TIME:</b> 2010/08/20 14:46	<b>WEBSITE:</b> coach-bikefit.com

THIS BIKE FIT PERFORMED USING THE RETÜL SYSTEM

