


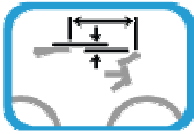
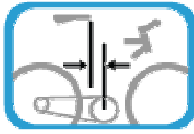
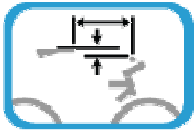

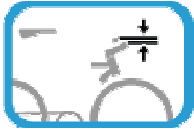




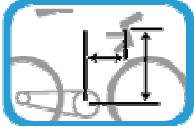
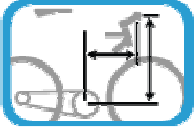
 retül

Personal Bicycle Setup Report

Bike and Rider Information

MAKE/MODEL: Spectre MTB	STEM: 130 x +30
NAME: Mogens Them Nielsen	SPACER STACK: 38
SIZE: L	CRANK LENGTH: 175
YEAR: 2007	PEDALS: Crank Brothers Eggbeater
STYLE: Mountain	SADDLE: Selle Italia Flite SLR 120g
NOTES:	flow
	BARS: Flat

MEASUREMENTS & ANGLES

KEY	DESCRIPTION	MEASUREMENT	KEY	DESCRIPTION	MEASUREMENT
	Saddle Height BB to center of saddle profile	826 mm		Handlebar Reach tip of saddle horiz to bar top	623 mm
				Handlebar Drop cen of saddle profile to bar top - denotes bar below saddle	-85 mm
	Saddle Setback BB horiz to front tip of saddle - denotes saddle behind BB	-99 mm		Grip Reach tip of saddle horiz to center of grip	612 mm
				Grip Drop cen of saddle to top center of grip, - denotes grip lower	-86 mm
	Saddle Angle angle of saddle to horizon - denotes nose down	0 deg		Bar Rise top of bar vertical to top center of grip	-1 mm
	Eff. Seat Tube Angle BB to center of saddle profile	73 deg		Bar Sweep Angle top view bend angle of bar center to grip center	3 deg
	GRIP Grip Width grip center to center	457 mm		BAR Bar Width grip end to end	515 mm
	Frame Stack Frame Reach BB to center of headtube top	544 mm 443 mm		Handlebar Stack Handlebar Reach BB to center of bar	693 mm 524 mm

SESSION & SITE INFORMATION

NAME: Coach & Bikefit Mobile Lab	ADDRESS: Teglstrup Have 8 st th
OPERATOR: Nicolai Norrid	Helsingor, DK-3000
PHONE: +45 26 30 30 65	Denmark
DATE/TIME: 2010/08/20 16:28	WEBSITE: coach-bikefit.com

THIS BIKE FIT PERFORMED USING THE RETÜL SYSTEM

